

iCLARIFY™ ENHANCEMENT

■ GARAGE TYPES ■

Effective June 1, 2024







Opta is committed to continually sourcing new and innovative ways to enhance the iClarify™ platform to provide you with superior business value and property intelligence.

In efforts to maintain accuracy of iClarify™ property features and replacement costs, the supported 'Garage Types' will now include *Detached Garages (1,2,3 Car)* as additional drop-down selections without any impact on replacement cost:



iCLARIFY™ ENHANCEMENT

Below is a list of all garage types currently supported in iClarify™ including a guide to validating square footage accurately:

Garage Type	Garage Option	How to Enter in Square Footage	
Attached Garage	Choose Attached 1, 2 or 3 car	Actual Total Living Area sq ft.	
Built-In Garage 49% or less of garage area is built-in	Choose Attached 1, 2 or 3 car	Actual Total Living Area sq ft.	
Built-In Garage 50% or more of garage area is built-in	Choose Built-in 1, 2, or 3 car	Ensure the total living area includes the built-in portion of the garage.	
Basement	Choose Basement 1, 2 or 3 car	Enter in only above ground living area square footage. Basement area should be excluded.	
Simple Carport	Choose Detached Garage 1,2 or 3 car	Actual Total Living Area sq ft.	
Enclosed Carport	Choose Attached 1, 2 or 3 car	Actual Total Living Area sq ft.	
Detached Garage	Choose Detached Garage 1, 2, 3 Car	Actual Total Living Area sq.ft	